

GUITAR SCALES PDF

WHY SHOULD YOU PRACTICE SCALES?

Knowing your scales will help in your music writing and improvisation. A consistent practice routine can increase your playing abilities very fast.

TIPS TO PRACTICE SCALES

1. Use a metronome to develop a better sense of rhythm. Doing so also helps learn faster and keep a better focus by setting goals. You should start off slow and increase speed.
2. Apply these scales over real music and different backing tracks. This helps retain the scales faster and gives it a musical context.
3. Link the different patterns together.

HOW TO READ THE FOLLOWING PATTERNS?

You are familiar with the guitar scales patterns?

Great! You will find the most used scales right in this file.

You are not sure how to read the scales patterns?

Here is how it works: Each dot represents a note of the scale. You should start with Keynote (red dot) going down and back up. The shapes are made so you have to play every dot on each string before moving to the next one.

In order to play a specific scale just locate the keynote on the fretboard and start there. Each pattern can be moved around to achieve a different tonality.

INDEX

This document includes the most popular scales.

Major Scale	3
Major pentatonic	4
Major Blues	5
Minor Melodic	6
Minor Harmonic	7
Minor Pentatonic	8
Blues Scale (Minor Blues Scale)	9

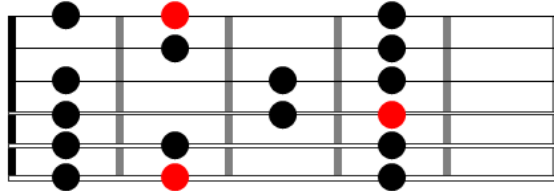
For more patterns visit: guitarendeavor.com/scales

Hope you enjoy this practical document!

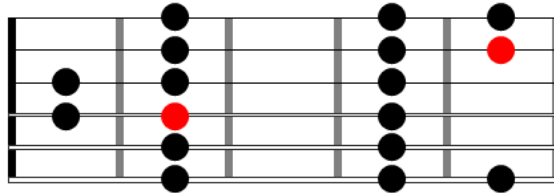
Sebastien

MAJOR SCALE

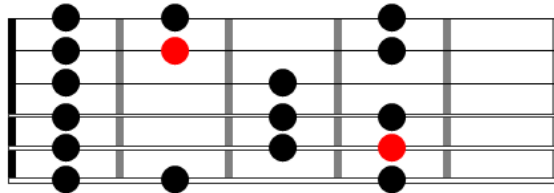
Pattern 1



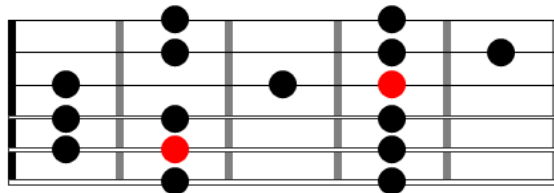
Pattern 2



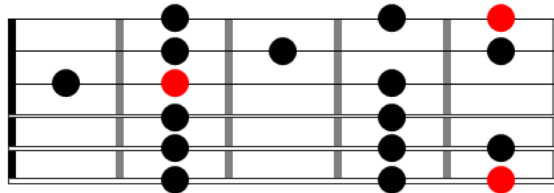
Pattern 3



Pattern 4

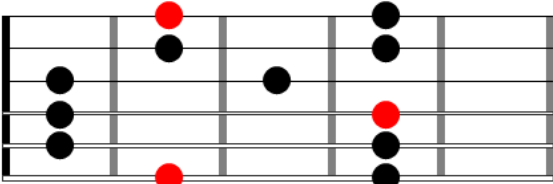


Pattern 5

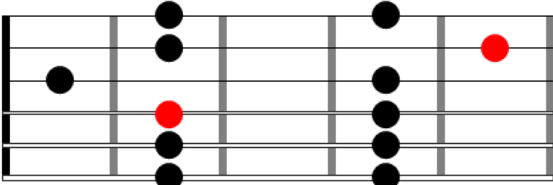


MAJOR PENTATONIC

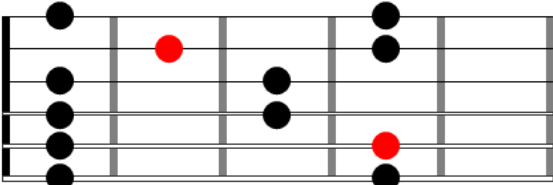
Pattern 1



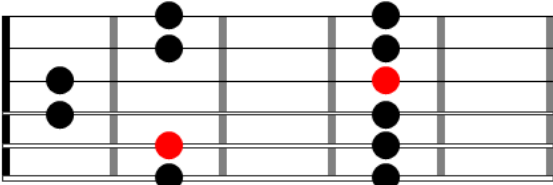
Pattern 2



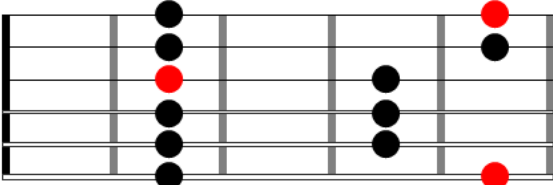
Pattern 3



Pattern 4

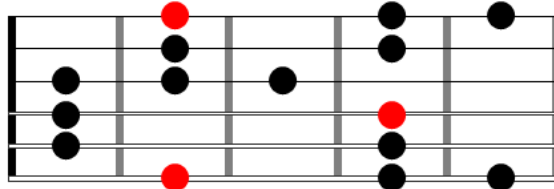


Pattern 5

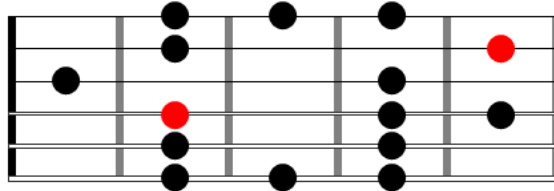


MAJOR BLUES SCALE

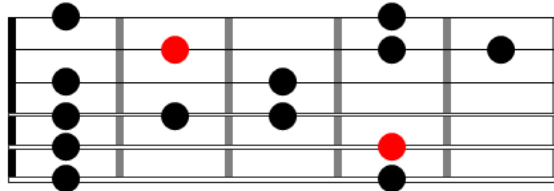
Pattern 1



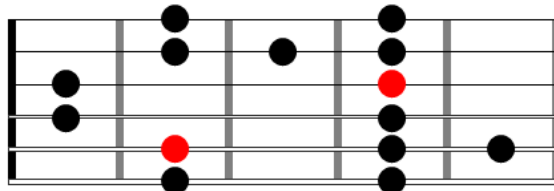
Pattern 2



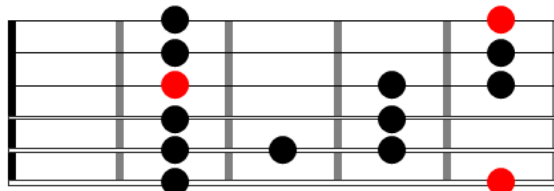
Pattern 3



Pattern 4

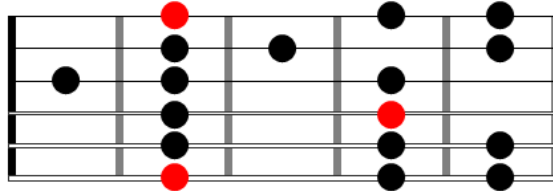


Pattern 5

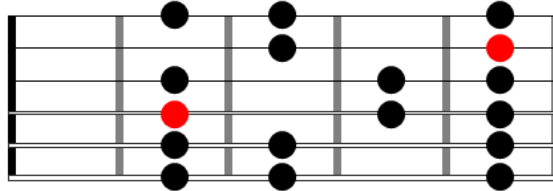


MINOR (MELODIC)

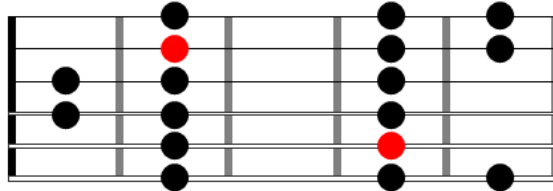
Pattern 1



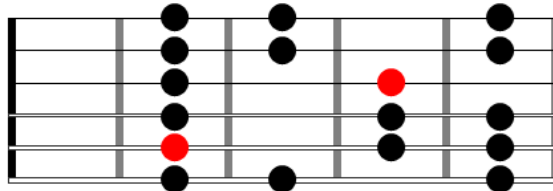
Pattern 2



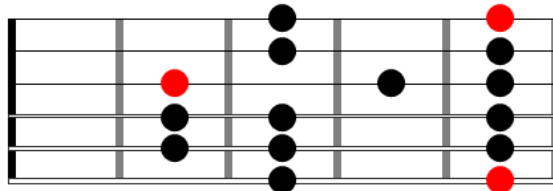
Pattern 3



Pattern 4

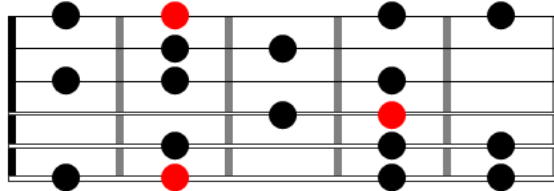


Pattern 5

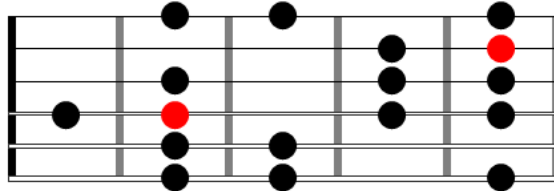


MINOR (HARMONIC)

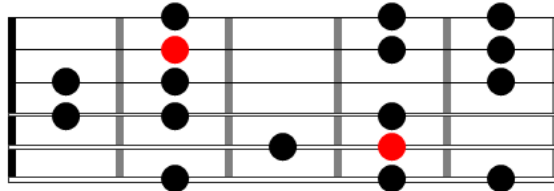
Pattern 1



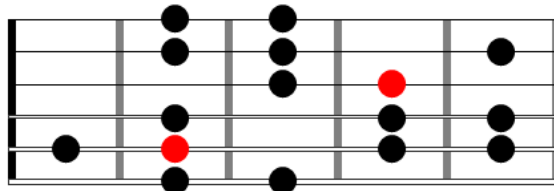
Pattern 2



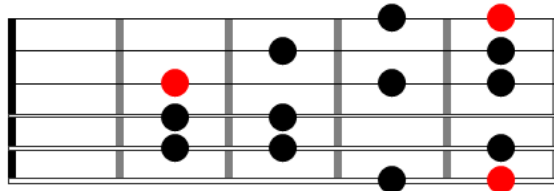
Pattern 3



Pattern 4

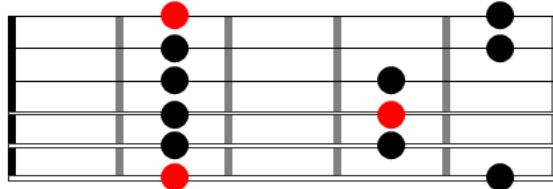


Pattern 5

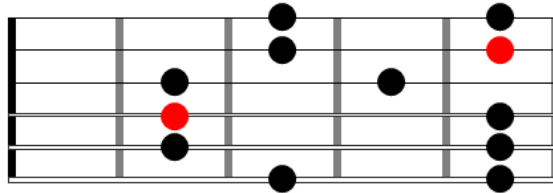


MINOR PENTATONIC

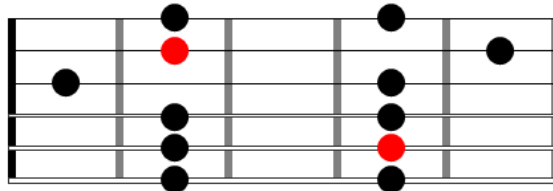
Pattern 1



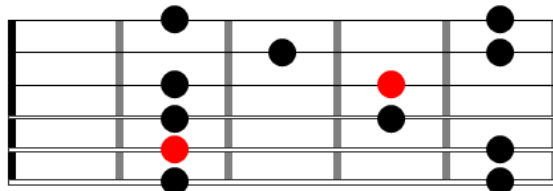
Pattern 2



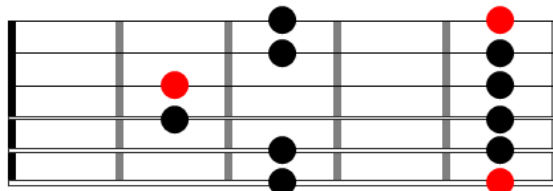
Pattern 3



Pattern 4

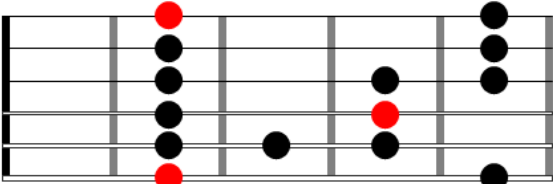


Pattern 5

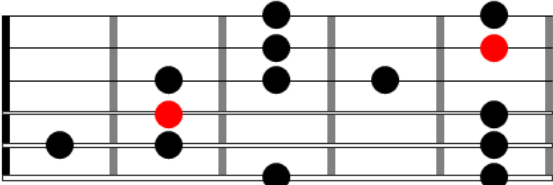


BLUES SCALE (MINOR BLUES)

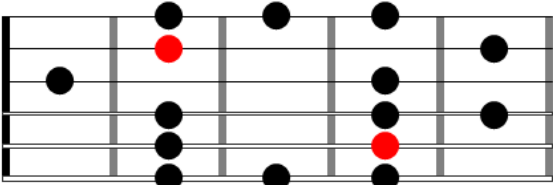
Pattern 1



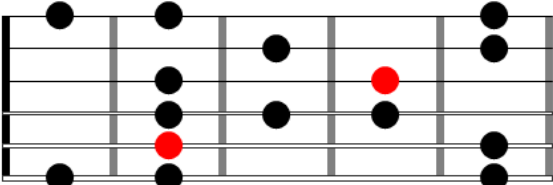
Pattern 2



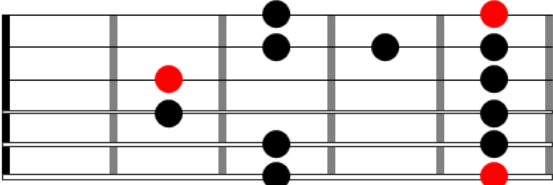
Pattern 3



Pattern 4



Pattern 5





For more guitar-related material:

Follow me on [Twitter](#), like my [Facebook](#) page or visit guitarendeavor.com